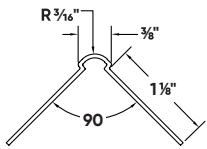


3/16" Small Bullnose Corner Bead

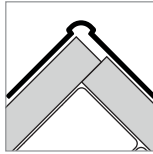
Introducing the smallest-radius Bullnose bead on the market! The tightly rounded profile of 3/16" Small Bullnose Corner Bead is contemporary and subtle, yet nonetheless distinct. A drywall corner outfitted with this soft edge shows that its owner has a uniquely modern sense of style, without sacrificing functionality or durability.

Installation Guide

Technical Specs



Setback: Standard



Scan Below for Installation Video



Before Installation:

Ensure setbacks are even with the corner edge. Measure, cut and dry fit the bead, leaving a 1/2" gap at the floor.

Step 1:

Coat both the bead and edge of drywall with Trim-Tex 847 Spray Adhesive.

Step 2:

Press the bead in place, applying pressure to the mud legs.

Step 3:

Staple every 6"-8" using 1/2" staples.

Step 4:


Finish with drywall compound.



Step 1:



Step 2:



Step 3:



Step 4:

